


The Ultimate Guide to Throwing the Best Party: How to Throw the Very Best Party, Whatever the Size

Planning a party can be daunting, but it doesn't have to be. With the right planning and preparation, you can throw a party that your guests will love, regardless of the size. In this comprehensive guide, you'll learn everything you need to know about throwing the very best party, from choosing a theme and creating a guest list to planning the menu and decorating the venue. With tips and tricks for every aspect of party planning, this book will help you throw a party that your guests will never forget.



Cocktails & Canapes: How to Throw the Very Best Party, Whatever the Size by Kathy Kordalis

★★★★★ 5 out of 5

Language : English
File size : 32277 KB
Text-to-Speech : Enabled
Screen Reader : Supported
Enhanced typesetting : Enabled
Word Wise : Enabled
Print length : 160 pages



Chapter 1: Choosing the Perfect Theme

The first step in planning any party is choosing a theme. A theme will help you set the tone for the party and give your guests a sense of what to

expect. When choosing a theme, it's important to consider the following factors:

- **Your interests and hobbies:** Choose a theme that reflects your personality and interests. This will make the party more enjoyable for you and your guests.
- **The time of year:** If you're having a party during a specific season, you can choose a theme that reflects the time of year. For example, you could have a summer luau or a winter wonderland party.
- **The size of your party:** If you're having a small party, you can choose a more intimate theme. For a larger party, you may want to choose a theme that is more lively and energetic.

Once you've considered these factors, you can start brainstorming ideas for a theme. Here are a few popular party themes to get you started:

- **Movie night:** Set up a projector and screen and show your favorite movies. Serve popcorn, candy, and other movie snacks.
- **Karaoke party:** Rent a karaoke machine and let your guests sing their hearts out. Serve finger foods and drinks.
- **Dance party:** Hire a DJ and get ready to dance the night away. Serve cocktails and other party drinks.
- **Pool party:** If you have a pool, invite your guests over for a pool party. Serve grilled food, cold drinks, and ice cream.
- **Theme party:** Choose a specific theme, such as a decade party, a costume party, or a celebrity party. Ask your guests to dress up and serve food and drinks that fit the theme.

Chapter 2: Creating the Guest List

Once you've chosen a theme, it's time to start creating your guest list. The size of your guest list will depend on the size of your venue and your budget. When creating your guest list, it's important to consider the following factors:

- **Your budget:** How much can you afford to spend on food, drinks, and entertainment? This will help you determine how many guests you can invite.
- **The size of your venue:** How many people can your venue accommodate? This will help you determine how many guests you can invite.
- **The type of party:** If you're having a formal party, you may want to invite fewer guests than if you're having a casual party.

Once you've considered these factors, you can start creating your guest list. It's a good idea to start with a list of your closest friends and family members. You can then add friends from work, school, or other activities. If you're having a large party, you may want to consider using a guest list management tool to help you keep track of your guests.

Chapter 3: Planning the Menu

The food and drinks you serve at your party will play a big role in the overall atmosphere of the party. When planning your menu, it's important to consider the following factors:

- **The type of party:** If you're having a formal party, you'll want to serve more elegant food and drinks. For a casual party, you can serve more

casual food and drinks.

- **The number of guests:** How many people are you expecting? This will help you determine how much food and drinks you need to Free Download.
- **Your budget:** How much can you afford to spend on food and drinks? This will help you determine what types of food and drinks you can serve.

Once you've considered these factors, you can start planning your menu. Here are a few tips for planning a party menu:

- **Offer a variety of food and drinks:** This will ensure that there is something for everyone to enjoy. Include a mix of appetizers, entrees, sides, and desserts.
- **Consider dietary restrictions:** If you have any guests with dietary restrictions, be sure to offer food and drinks that they can enjoy.
- **Don't forget the drinks:** Offer a variety of alcoholic and non-alcoholic drinks. You can also set up a signature cocktail for your party.

Chapter 4: Decorating the Venue

The decorations you choose for your party will help to set the tone for the event. When decorating your venue, it's important to consider the following factors:

- **The theme of your party:** Your decorations should reflect the theme of your party. For example, if you're having a luau, you might use

tropical decorations. If you're having a winter wonderland party, you might use snow and ice decorations.

- **The size of your venue:** If you have a small venue, you'll want to use decorations that are not too overwhelming. If you have a large venue, you can use more elaborate decorations.
- **Your budget:** How much can you afford to spend on decorations? This will help you determine what types of decorations you can Free Download.


Once you've considered these factors, you can start planning your decorations. Here are a few tips for decorating a party venue:

- **Use a color scheme:** Choose a color scheme for your decorations. This will help to create a cohesive look.
- **Use a variety of decorations:** Use a mix of different decorations to create a more interesting look. Include a mix of balloons, streamers, tablecloths, and centerpieces.
- **Don't forget the lighting:** The lighting can play a big role in the atmosphere of your party. Use a mix of natural and artificial light to create the desired effect.

Chapter 5: Scheduling the Party

Once you've planned the menu and decorations, it's time to schedule the party. When scheduling your party, it's important to consider the following factors:

- **The time of year:** If you're having a party during a busy time of year, you'll need to book your venue and vendors well in advance.
- **The day of the week:** Weekends are typically more popular for parties than weekdays. If you're having a party




Cocktails & Canapes: How to Throw the Very Best Party, Whatever the Size

by Kathy Kordalis

★★★★★ 5 out of 5

Language : English
 File size : 32277 KB
 Text-to-Speech : Enabled
 Screen Reader : Supported
 Enhanced typesetting : Enabled
 Word Wise : Enabled
 Print length : 160 pages



Dzogchen Nonmeditation: A Revolutionary Teaching Series for Spiritual Awakening

Dzogchen Nonmeditation Dzogchen Teaching Series is a groundbreaking exploration of the ancient Tibetan Buddhist teachings of Dzogchen. This comprehensive series offers a...



The Scariest One Of All Disney Short Story Ebook

Are you a fan of Disney and horror? If so, then you'll love The Scariest One Of All Disney Short Story Ebook. This chilling ebook features a...