

Practice and Principles in Therapeutic Colonoscopy: A Comprehensive Guide


Table of Contents

- 1.
2. Anatomy and Physiology
3. Indications and Contraindications
4. Preparation and Equipment
5. Procedure
6. Complications
7. Follow-Up
- 8.

Colonoscopy is a procedure that allows the practitioner to visualize the colon and rectum. It is used to diagnose and treat a variety of conditions, such as colorectal cancer, inflammatory bowel disease, and polyps.

Therapeutic colonoscopy is a type of colonoscopy that is used to treat these conditions.

This book, *Practice and Principles in Therapeutic Colonoscopy*, provides a comprehensive guide to the practice of therapeutic colonoscopy. It covers all aspects of the procedure, from patient preparation to follow-up care. The book is written by a team of experts in the field, and it is illustrated with over 500 high-quality images.



Practice and Principles in Therapeutic Colonoscopy

by Karen Fabian

★★★★★ 5 out of 5

Language : English

File size : 3742 KB

Text-to-Speech : Enabled

Enhanced typesetting: Enabled

Screen Reader : Supported

Print length : 183 pages



Anatomy and Physiology

The colon is the large intestine. It is responsible for absorbing water and electrolytes from the food that we eat. The rectum is the final part of the colon. It stores stool until it is passed out of the body.

The colon and rectum are lined with a layer of mucosa. The mucosa is made up of cells that produce mucus. Mucus helps to protect the colon and rectum from damage.

The colon and rectum are also supplied by a network of blood vessels. The blood vessels provide the colon and rectum with oxygen and nutrients.

Indications and Contraindications

Therapeutic colonoscopy is indicated for the treatment of a variety of conditions, including:

- Colorectal cancer
- Inflammatory bowel disease

- Polyps
- Diverticular disease
- Fistulas
- Abscesses

Therapeutic colonoscopy is contraindicated in patients with:

- Acute diverticulitis
- Toxic megacolon
- Severe colitis
- Uncontrolled bleeding

Preparation and Equipment

Before a therapeutic colonoscopy, the patient will need to undergo a bowel preparation. The bowel preparation will help to clean out the colon and rectum so that the practitioner can see clearly during the procedure.

The patient will also need to fast for 8 hours before the procedure. This will help to reduce the risk of nausea and vomiting during the procedure.

The following equipment is required for a therapeutic colonoscopy:

- Colonoscope
- Video monitor
- Light source
- Biopsy forceps

- Polypectomy snare
- Argon plasma coagulator

Procedure

Therapeutic colonoscopy is performed in a hospital or outpatient setting. The patient will be given a sedative to help them relax during the procedure.

The practitioner will insert the colonoscope into the patient's rectum. The colonoscope will be advanced through the colon and rectum until the practitioner can see the area that needs to be treated.

The practitioner will then use the appropriate instruments to treat the condition. For example, the practitioner may use biopsy forceps to take a biopsy of a suspicious lesion. The practitioner may use a polypectomy snare to remove a polyp. The practitioner may use an argon plasma coagulator to stop bleeding.

Once the procedure is complete, the practitioner will remove the colonoscope. The patient will be taken to a recovery room where they will be monitored for any complications.

Complications

Therapeutic colonoscopy is a safe procedure, but there are some potential complications, including:

- Bleeding
- Infection


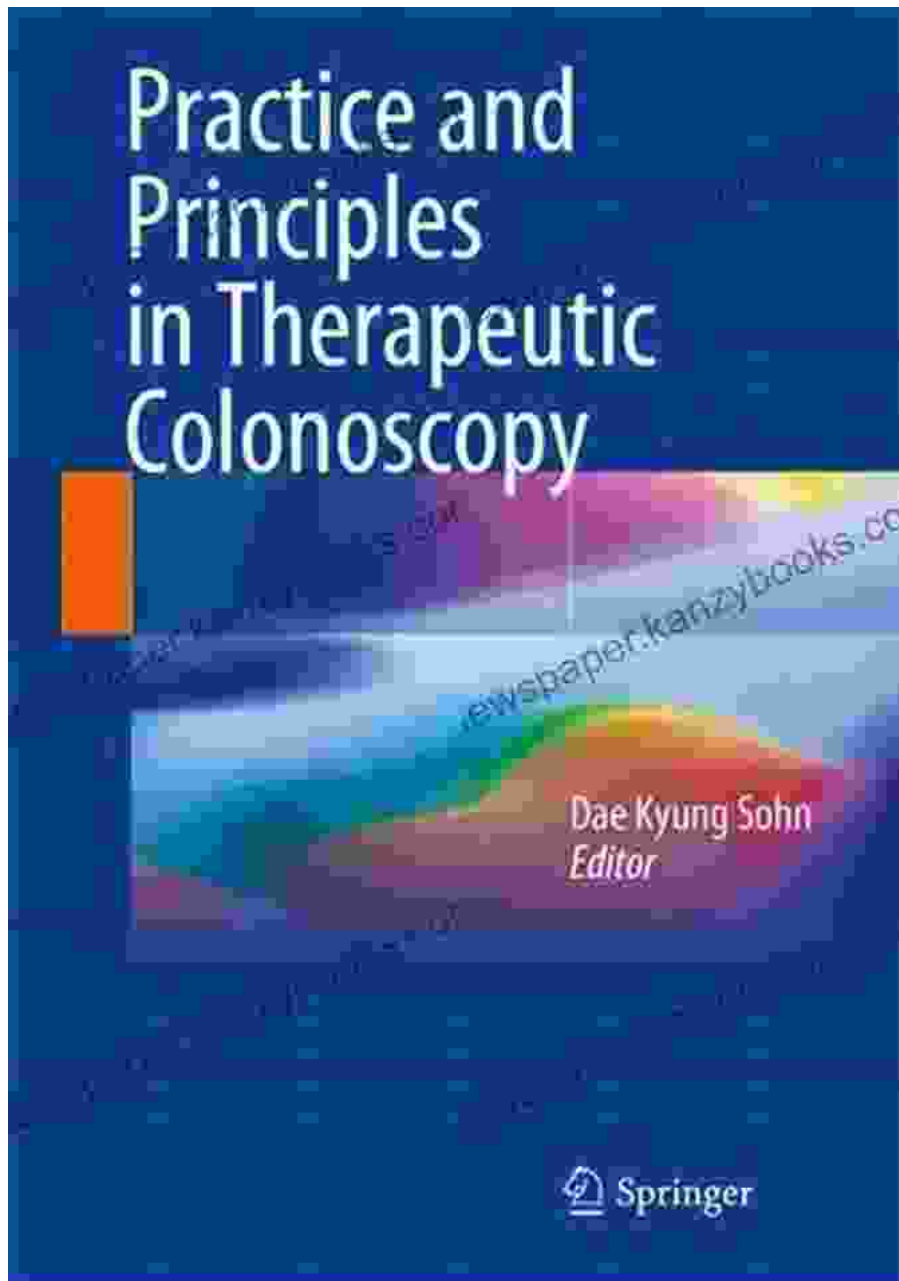
- Perforation
- Death

The risk of complications is low, but it is important to be aware of the potential risks before undergoing the procedure.

Follow-Up

After a therapeutic colonoscopy, the patient will need to follow up with their doctor to discuss the results of the procedure and to receive any necessary treatment. The doctor may recommend that the patient have a follow-up colonoscopy in 3-5 years.

Therapeutic colonoscopy is a safe and effective procedure that can be used to treat a variety of conditions. The book, *Practice and Principles in Therapeutic Colonoscopy*, provides a comprehensive guide to the practice of therapeutic colonoscopy. This book is an essential resource for anyone who is involved in the care of patients with colorectal disease.



Practice and Principles in Therapeutic Colonoscopy

by Karen Fabian

★★★★★ 5 out of 5

Language : English

File size : 3742 KB

Text-to-Speech : Enabled


Enhanced typesetting : Enabled

Screen Reader : Supported

Print length : 183 pages

FREE

DOWNLOAD E-BOOK



Dzogchen Nonmeditation: A Revolutionary Teaching Series for Spiritual Awakening

Dzogchen Nonmeditation Dzogchen Teaching Series is a groundbreaking exploration of the ancient Tibetan Buddhist teachings of Dzogchen. This comprehensive series offers a...



The Scariest One Of All Disney Short Story Ebook

Are you a fan of Disney and horror? If so, then you'll love The Scariest One Of All Disney Short Story Ebook. This chilling ebook features a...